

Max Series Filters

INNOVATIVE DESIGN AND SUPERIOR PERFORMANCE

For residential and semi-commercial pools



 **Emaux**
water technology

Pool & Spa Equipment

SIGNATURE COLLECTION

Product Features

Tank Material

HDPE

Max Operating Pressure

40 psi/2.8 bar

Max Temperature


50°C (122°F)

Suggested Size of Media

0.5-0.8mm

USER - FRIENDLY AND INNOVATIVE DESIGN

Emaux innovative design and advanced technology offers superior filtration performance and crystal clear water. Max series filters are blown at one-piece with high density polyethylene for its heavy duty performance and reliability.



Unique one-piece clamp with screw-type lock design to simplify installation and allows tool-free serving



Equipped with a 6-way multiport valve



Easy-to-read pressure gauge for inspection

Max Side Mount Filter is equipped with :

1. 6-way multiport valve (1.5"MPV03, 2"MPV04)
2. universal standard of union connection
3. pressure gauge
4. PVC & ABS lateral system
5. piping kit



Model: MFS24

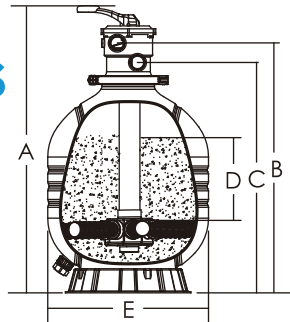
Max Top Mount Filter is equipped with :

1. 6-way clamp style multiport valve (1.5"MPV07, 2"MPV08)
2. universal standard of union connection
3. pressure gauge
4. PVC & ABS lateral system

Model: MFV17

Max Series

Top Mount Filters (MFV)



Product Dimension:

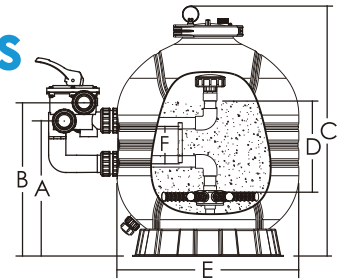
Model	A mm	B mm	C mm	D mm	E mm
MFV17	816	695	625	195	425
MFV20	889	772	712	225	500
MFV24	980	860	800	280	600
MFV24B	1032	873	807	280	600
MFV27A	1081	963	903	300	675
MFV27	1133	976	910	300	675
MFV31A	1126	1008	948	370	775
MFV31	1178	1021	955	370	775
MFV35	1296	1139	1073	440	875

Technical Information

Code	Model	Filter Area (m ²)	Valve Connections	Max Flow Rate	Sand (kg)
88012526	MFV17	0.14	1.5" / 50mm	117lpm 7.0m ³ /h	40
88012527	MFV20	0.20	1.5" / 50mm	167lpm 10.0m ³ /h	70
88012528	MFV24	0.28	1.5" / 50mm	233lpm 14.0m ³ /h	125
88012545	MFV24B	0.28	2.0" / 63mm	233lpm 14.0m ³ /h	125
88012529	MFV27A	0.36	1.5" / 50mm	240lpm 14.4m ³ /h	185
88012530	MFV27	0.36	2.0" / 63mm	300lpm 18.0m ³ /h	185
88012531	MFV31A	0.47	1.5" / 50mm	313lpm 18.8m ³ /h	320
88012532	MFV31	0.47	2.0" / 63mm	392lpm 23.5m ³ /h	320
88012533	MFV35	0.61	2.0" / 63mm	508lpm 30.5m ³ /h	430

Max Series

Side Mount Filters (MFS)



Product Dimension:

Model	A mm	B mm	C mm	D mm	E mm	F mm
MFS17	355	418	670	195	425	125
MFS20	396	549	760	225	500	125
MFS24	430	493	825	280	600	125
MFS27A	480	543	946	300	675	125
MFS27	460	546	946	300	675	130
MFS31A	506	569	968	370	775	125
MFS31	508	594	968	370	775	130
MFS35	564	650	1086	440	875	130

Technical Information

Code	Model	Filter Area (m ²)	Valve Connections	Max Flow Rate	Sand (kg)
88012626	MFS17	0.14	1.5" / 50mm	117lpm 7.0m ³ /h	40
88012627	MFS20	0.20	1.5" / 50mm	167lpm 10.0m ³ /h	70
88012628	MFS24	0.28	1.5" / 50mm	233lpm 14.0m ³ /h	125
88012629	MFS27A	0.36	1.5" / 50mm	240lpm 14.4m ³ /h	185
88012630	MFS27	0.36	2.0" / 63mm	300lpm 18.0m ³ /h	185
88012631	MFS31A	0.47	1.5" / 50mm	313lpm 18.8m ³ /h	320
88012632	MFS31	0.47	2.0" / 63mm	392lpm 23.5m ³ /h	320
88012633	MFS35	0.61	2.0" / 63mm	508lpm 30.5m ³ /h	430